



TeaTM





CHARGER

INSTRUCTIONS!




DIRECTIONS FOR MAKING COMPOST TEA/EXTRACT

- Determine your Tea Maker capacity. Then, place in your fine mesh tea bag the specified amount of  using the chart below.

Tea MAKERS	30	60	175	300	500	1050
	1.5 LB	3 LB	7 LB*	12 LB*	25 LB	52.5 LB

As a general rule of proportions, Use 5LB of  per 100 gallons of water.
 * *Brew at 80% capacity due to brewer design!*
- Submerge the fine mesh bag with the  inside into non-chlorinated water in a clean bucket. DO NOT add any Tea foods at this point! **Let sit for 12 to 24 hours.**
 ⚠️ **DO NOT** cover the bucket! Store at room temperature away from the sun!
- Fill your  with non-chlorinated water. Top off the brewer with the liquid contents from your bucket that the  was submersed in. You are ready to make either **BIODIVERSITEA COMPOST TEA** or **COMPOST EXTRACT**.
 ⚠️ *To de-chlorinate your water:* Place 1 LB of Diatomic Humus 50/50 per 100 gallons of water in a separate sock, and soak in your brewer for 1 hour with the air pump turned on prior to brewing!

INGREDIENTS CHART FOR BIODIVERSITEA

Tea MAKERS	30	60	175*	300*	500	1050
	4.8 oz	9.6 oz	22.4 oz	38.4 oz	80 oz	168 oz
As a general rule of proportions, use 16 oz of Diatomic Humus per 100 gallons						
	4.8 oz	9.6 oz	22.4 oz	38.4 oz	80 oz	168 oz
As a general rule of proportions, use 16 oz of Fancy Fish per 100 gallons						
	2.4 oz	4.8 oz	11.2 oz	19.2 oz	40 oz	84 oz
⚠️ Dilute Krazy Kelp down with water before adding to brewer! As a general rule of proportions, use 8 oz of Krazy Kelp per 100 gallons						

⚠️ *Reduced proportions due to 80% suggested capacity!*

TO MAKE BIODIVERSITEA COMPOST TEA

- Suspend your Tea bag from the top of the brewer. Turn on the air pump. *The brewer should be bubbling and swishing water around rapidly!*
- Add the food sources using the chart below based on your Tea Maker capacity.

- Brew for 18 to 24 hours before dispensing and using the tea. Follow the temperature guide below depending upon your environmental conditions.

65°F	70°F	74°F	78°F
36 to 24 hrs.	⚠️ 18 hrs. ideal!	18 hrs.	risk of anaerobic activity!

- Keep Biodiversitea actively aerated until time of use. **DO NOT** exceed aeration for more than 72 hours in hotter weather, or 120 hours in colder weather.

APPLYING BIODIVERSITEA COMPOST TEA

- Root Drench:** Dilute 10 parts water to 1 part Biodiversitea. Add in the Diatomic Formula below for exceptional results!

Foliar Feed: Dilute 2 parts water to 1 part Biodiversitea. Add in the Diatomic Formula below for exceptional results!

THE
DIATOMIC
FORMULA

THIS IS NOT A TEA BREWING RECIPE!

1 oz. LIQUID DIATOMIC HUMUS
1 oz. FANCY FISH
1 tsp. KRAZY KELP
1/4 tsp. RHIZO BOOST
MIX TOGETHER IN 1 GALLON OF DILUTED COMPOST TEA!

- ⚠️ **DO NOT** let the mixture sit for more than 1 hour! Use right away!

WATER WEEKLY OR AS NEEDED

- Clean your  thoroughly! DO NOT CHEAT on this step! It is most critical.

TO MAKE BIODIVERSITEA COMPOST EXTRACT

- Suspend your Tea bag from the top of the brewer. Turn on the air pump. *The brewer should be bubbling and swishing water around rapidly!*
- Aerate for 2 to 3 hours. You now have Compost Extract.
 ⚠️ Do not store for more than 72 hours in hotter weather, or 120 hours in colder weather.

APPLYING BIODIVERSITEA COMPOST EXTRACT

- Root Drench:** Dilute 10 parts water to 1 part Extract. Add in the Diatomic Formula below for exceptional results!

THE
DIATOMIC
FORMULA

THIS IS NOT A TEA BREWING RECIPE!

1 oz. LIQUID DIATOMIC HUMUS
1 oz. FANCY FISH
1 tsp. KRAZY KELP
1/4 tsp. RHIZO BOOST
MIX TOGETHER IN 1 GALLON OF DILUTED COMPOST TEA!


- ⚠️ **DO NOT** let the mixture sit for more than 1 hour! Use right away!

- ⚠️ **NOT RECOMMENDED** as a Foliar application.

WATER WEEKLY OR AS NEEDED

- Clean your  thoroughly! Follow the instruction guide to the "Tea" :)

SUPERCHARGE YOUR SOIL WITH THIS MIX!

- Make  up to 10% to 20% of your soil blend before planting and/or transplanting!
- Maintain optimal soil conditions by brewing and applying BIODIVERSITEA Compost Tea or Compost Extract. Follow the instructions above!

GET YOUR OWN "TEA" SHIRT!



GET ONE NOW!

CALL US AT 866-591-5335
VISIT ONLINE AT
WWW.GOBIODIVERSITY.COM

★ ADD TO ALL STAGES! ROOT GROW BLOOM

biodiversi
GROW SAVE PROTECT GSP